

# 3

issue three

# MKIII MAGAZINE

MKIII.NET

## CARS

**98 golf gti**

**oliver ganshirt**

**96 golf gti**

**georgie guevara**


**97 golf gti**

**john g**

## EVENTS

**bhc ugly sweater party**

**columbus, ohio**



**CARMD**  
product review



**THE CARP**  
where is he now?

# editorial

## about the mag

Thanks for all the feedback and support I received so far. Things are going to be slow over the winter but should pick up once show season starts. All these awesome mk3's in here motivates me to actually work on my car a bit.

Be sure to check out the store to get the newly designed mk3 shirt I created and also pick up some stickers. (<http://betajunk.com/store>)

thanks  
-jvon

### everyone loves stickers



# contents

Whats inside this issue?

## where are they now?

**4** the carp  
98 jetta

## cars

**7** 98 golf gti  
oliver ganshirt

**9** 96 golf gti  
georgie guevara

**11** 97 golf gti  
john g



📷 john h

## events

**15** bhc ugly sweater party  
columbus, ohio

## racer x

**18** get into racing  
buy a mk3

## meme

**22** lumber jetta  
mythbusters



📷 kevin kauffman

## review

**24** carmd  
car scanner

## fail

**32** internet  
ricey mk3's



📷 kevin spainer



📷 the carp

# THE CARP

## Where are they now?

### **When did you first hear about vortex and what made you join the site?**

I initially learned about the forum through my brother Ben and I thought that it would be a good way to get involved in the Volkswagen community and pick up on some good advice from other guys.

### **When was your first post made?**

My intro post was made on 12-28-2007

### **What made you choose the username you chose?**

I'm not really sure where I came up with "The Carp". I could try to play it off as I wanted to represent my enjoyment of fishing in my username but really it was just a random name that i came up with and decided to stick with it.



### **What was your reaction to the online stardom you recieved?**

Quite frankly I was shocked at the response that I got, both positive and negative. I have definitely got my share of enjoyment from the vortex crowd. Recently however I have been pretty wrapped up in college and sadly I have not had time to do much with the Volkswagen crowd. However, I am moving back to Knoxville after New Years so it would probably be safe to expect see me back on the forums in some capacity. →

**What have you been up to since the initial thread you made? Do you still have the same car?**

Well since the initial thread was made I have finished high school and moved on to college at Lincoln Memorial University in Harrogate TN. Im now midway through my sophomore year and am going to be transferring back home and will be attending Pellissippi for a time. I am currently in Guatemala on a mission trip and will be back in the states on the Jan 2nd. And yes, although some alterations have been made such as slapping the hubcaps over the steelies, I am still the proud owner of the carp wagon. I found out soon after moving onto campus that the local police and campus security love to pick on people with flashy cars, so after about the fifth ticket I decided to try making the carp wagon blend in a little better and after the hubcaps went back on I haven't got a single ticket.

**What plans do you have for the car?**

I'm hoping that while im back home for this coming semester and the summer i will be able to do some work on him and get him looking a little better. I'm contemplating repainting and rocking the lime again for s&g's. See if I cant garner a bit of a response. I'm also thinking about maybe using some material that I have back home and doing some of the interior in a plaid. But you never know whats gonna happen!

**Have you ever been recognized from the website and had crazy fans yell at you in person?**

I have met some people that know me from online but I have yet to be yelled at/ assaulted by a crazed fan, that is unless you count girls from college or around home haha.🤔



# The thread that started it all.

<http://forums.vwvortex.com/showthread.php?3608079-Introduction-and-my-Mk3-Jetta-2.slo>


The Carp Member

Join Date: Dec 28th, 2007  
Posts: 150

Introduction and my Mk3 Jetta 2.slo 12-28-2007 04:12 PM Reply #1

Hey guys,  
My name is Rob and i'm 16 years old. my brother ben (lespaulman16) has been on here for years now (but he's a mk2 and mk4 guy). I've lurked on his account for a while now but i have recently gotten my first car, a 1998 VW Jetta 2.slo in windsor blue and decided to make my own account. He bought me textured euro moldings for Christmas and they should be going on shortly.  
The car has tan velour interior (yuck), is windsor blue (as i said above), and i put a yakima roof rack with an attachment for my bike on it.  
When i bought the car my plan was kinda OEM plus with it. I want to go euro bumps and moldings, GLX sides and lip, and nicer wheels (think Borbet Type A's). I have already spent \$1400.00 on preventive maintenance things and now it is in tip top mechanical shape. I'm about to start "modding" it. I'll keep this thread apprised as to what i do to it. let me know what you think!!

pix4clix



## The Carp Pictures



# MK3

## 98 GTI

### When did purchase this car, what year is it and what made you choose this?

I purchased my car just about a year ago. My cousin owned the car for awhile and kept very good care of it. I had sold my white MK2 and was looking for something newer and more reliable (funny right?). So that's when I decided I had to buy my cousin's car, which was extremely reliable and had that appealing factor to me, that most people would find appalling.

 kevin spainer



### Who helped you to build the car?

I had a few people help build the car a few big ones including Mark for the engine bay help so far. Johnny that helped with all the bodywork on the car. Nick for the welding that had to be done for all the shaved bits. And Eurofixx for helping keep the car in tip-top running condition. Also, to anyone I am forgetting, you know who you are.

### What makes your car special or unique?

I would have to say it's the wheels. Not many people are running Fittipaldi's in the MK3 scene, especially with my specs. Along with the wheels, the shaved bits, and the Ginster paint, it makes it pretty unique in its own way.

## How satisfied with the outcome of the car 1-10 point scale 10 being super satisfied? What do you still want to do or change to the car?

I would say I am at about a 7.5. The exterior has been taken care of which has been a huge hurdle in and of itself, especially having to daily drive the car and find time to get all the bodywork and painting done. I still want to finish the shaving of the bay, wire tucking, and repainting of all that. Maybe in the future, a little boost [;)]

## If your car was an icecream flavor which flavor would it be?

Is there really a yellow ice cream flavor out there thats good?! As nasty as it may sound, it would have to be lemon flavored.

## What is the furthest trip you have taken with this car and did you have any issues while doing so?

Only show I had a chance to go to in this car was H20i 2011. The trip down I had an issue with some wiring that was soon fixed in minutes. Also, about 200 miles out, I started having shifting issues, not allowing me to get reverse and ultimately 1, 2, and 3rd gear. The culprit being, missing shift linkage bushings, which was fixed with some zip-ties until we made it home.

## Who do you feel the biggest douchebag on the vortex is?

Hahaha, tough choice, but as any MK3 guy would know, it would have to be the former TDogg.

## Anything else you wish to share?

Thanks to everyone that has helped out with the car up to its current point. I'm sure I will be needed some more help along the way soon [;)] . Also, to everyone that has gave me support and kind words throughout this whole process. Thanks again!

## MODS

Suspension: FK Streetlines

Wheels: OZ Fittipaldi "Fittistars"

Soon to be fully polished

Front: 16x8.5

Rear: 16x9.5

Tire size: 205/40 up front and 215/40 in rear

Falken 512

Engine: 2.0L ABA

MK4 AEG Manifold swap

Custom Intake setup

Minor wire tucking and deletion of unneeded things

Battery relocated to trunk

Exterior: Resprayed the factory Ginster

yellow, with a few shaved bits including:

Shaved wiper nozzles on hood, shaved na

front bumper, shaved roof antenna, shaved

rear hatch emblem, shaved rear wiper hole,

shaved rear locked cylinder.

Interior: Woodgrain grant steering wheel

with yellow momo horn button

Reupholstered headliner and pillars all

wrapped in black cloth.

Factory yellow DE seats

 **kevin spainer**





# MK3

## 98 GTI

### When did purchase this car, what year is it and what made you choose this?

I bought this car a little over a year ago, long story short I had been chasing this car for about 2-3 years. The original owner would put it up for sale from time to time but always changed his mind and kept it. I believe it happened like 3-4 times until one day he put it up one last time, the next day the car was mine. Finally. It's a 1996 Gti, I always loved the car, love at first site I guess, and the owner (Chris) was a cool guy and told me everything the car had and what was wrong. No surprises and a stack of receipts made me feel comfortable. It was swapped from a 2.0 to the VR by EIP tuning.



### Who helped you to build the car?

Without a doubt, my friends. If it wasn't for them I would've burned it a long time ago. My buddy Ceejay has always been there to lend a hand, funny thing is he is a die-hard Honda guy, go figure. My buddy Sam helped me do the suede interior (pillars/headliner) which was the biggest pain in the ass ever. My friends Will, Brian, and Christian (HIPSTER!) for installing my bags the day before Fixxfest here in Florida. Can't forget about Justin over at Urotuning for always coming through for me and getting me stuff ridiculously fast with great service. My girlfriend has always been there, even though she hates the car (SHE JELLY!) she's always talked me out of driving it off a cliff when stuff broke or didn't go my way <3

### What makes your car special or unique?

It's a Catalina Blue VR! I don't think it's special to anyone but me, been through hell to get it where it is at, I've spent more on keeping it on the road than actually modding it. It's off of daily duties now so I don't drive it as much anymore. I can actually say it's at a stage where I'm happy.

**How satisfied with the outcome of the car 1-10 point scale 10 being super satisfied? What do you still want to do or change to the car?**

I think its around a 6.5, still a ton of work left to do. The exterior and the engine bay are my focus this season.

**If your car was an icecream flavor which flavor would it be?**

Blueberry yum yum

**What is the furthest trip you have taken with this car and did you have any issues while doing so?**

I drove to Miami and back in one day, around 600 miles, I was static at the time and lets just say it sucks to roll hard. My pan and subframe got a few battle scars from that trip.

**Who do you feel the biggest douchebag on the vortex is?**

Tdogg74, thank god he's gone.

**Anything else you wish to share?**

I would just like to say thank you, thank you to everyone who has helped me along the way. Thank you to my friends and everyone else showing me love. Building a car should be less about shows and trophies and more about the good times with your friends. I do this as a hobby, I mainly go to shows to have a good time and hang out with the homies. Stay above the hype and do what you like even if what you like is not everyones cup of tea. Don't let someone influence your choices, make your own path. A lot of people have told me to sell it or to get rid of, they say its a pos since it always has a few quirks, but to me, thats called a personality. Its character. Your 2011 show room car doesnt have that. And to all my Vortex friends see you at SoWo and H2O! Air leaks suck, still better then coils! Volkswagen, Y U NO BUILD MK3'S BETTER?!

**MODS**

Suspension:  
Bag Riders air lift slam kit with manual managent  
5 gallon tank  
1 400c compressor  
1/4 lines

Wheels:  
Gotti J55a's that have been rebarrelled with new lips powdercoated white

Front: 16x8 around +18 et after adapters  
Rear: 16x9.5 around +12 et after adapters  
Tire size: 195/40 front, 205/40 rear

Engine:  
268 cams  
GIAC software  
2.9 clone manifold  
Pelequin LSD  
Sachs stg2 clutch w/ oem fly wheel

Exterior:  
2.5 camber up front with rolled fenders, hella blue tails, orange euro turns, "kanye shades"



# MK3

## 97 GTI

### **When did purchase this car, what year is it and what made you choose this?**

October 28th 2011 was the date me and my friend flew to Columbus, OH from Houston, TX to buy this car. I've always wanted a white MK3 Vr6 Gti, but never came across one when i was looking for a vehicle. This car always made my happy to look at when the previous owner Andrew had it. I knew he wanted to sell it at one point, so i had to talk to him and work out a deal. After a long wait, Andrew let me have his girl Christina.



john g

### **Who helped you to build the car?**

Andrew?

### **What makes you car special or unique?**

She is the one i wanted. A clean white mk3 vr6 is pretty hard to come by to start with, i wanted to keep her clean white look and let the white on white theme going for the freshness of it.

**How satisfied with the outcome of the car 1-10 point scale 10 being super satisfied? What do you still want to do or change to the car?**

As i told the PO before, i will not be changing much on the car. I love it the way it is. As far as the satisfaction goes, i would give it a 9+ because nothing in life is perfect :)

**If your car was an icecream flavor which flavor would it be?**

Vanilla

**What is the furthest trip you have taken with this car and did you have any issues while doing so?**

Funny question, because the first time i ever drove this car, it was out of PO's garage, straight to Houston, TX which was an 18 hour drive. She did not even tick once all the way home. I stopped for about 4 hours to rest for a little, but that's about it. No problems at all we made it home safe and sound.

**Who do you feel the biggest douchebag on the vortex is?**

JasenR. :) not really, he's my homie. I really don't consider anyone as a douchebag really. I know how strict Vortex is and admin's just try their hardest to keep it that way. So, i don't see anybody in a douchebag way, really

**Anything else you wish to share?**

I would like to thank Andrew for keeping this car for me to come get it. He is a man on his word and that means the world to me. I've wanted this car for a LONG time, and I am proud to own it at the moment and I will be owning her for a very long time. She will stay unique and fresh for life! Also thank you guys for giving me the oppurtunity to be in this magazine.

**MODS**

Suspension:  
Airlift Manual Management kit

Wheels:  
Lincoln Town Car wheels painted  
candy white redrilled from 5x114.3 to  
5x100

Front: 16x7  
Rear: 16x7  
Tire size: Federal 595 EVO 195/40/16

Engine:  
SAI, C2 chip


Exterior:  
GL Tail lights, euro turns signals, all  
original Candy White paint

Interior:  
Beetle headrests, home made short  
shifter



# betajunk

## CUSTOM STICKERS



AIRBY  
ROBLES



\*  
jawn

ALL  
POST



## SHIRTS



## OTHER

# Find 5 Differences

Tom Stashko



jvon  
vag fair



answer on page 37

jvon  
vag fair  
fourteen

# BHC

UGLY SWEATER PARTY

The Butt Hurt Crew put on a Ugly Sweater themed end of the year holiday party and unfortunately I was unable to attend. I am just going by the pictures people posted, and by information people supplied to me of attendees. It looked like a good turnout for sure and information. The party was located in Columbus Ohio and had lots of Raising Canes chicken on hand from one of the 8 locations in the Ohio area. More info can be found at <http://www.raisingcanes.com/>. The sweaters were a bit disappointing as nothing too crazy was worn by anyone there. The alcohol was flowing like water and some pretty intense games of pong were played as well as some awesome music pumping out. ➔





Be sure to watch out for BHC in 2012, they go hard. Also go check out Oliver's car (page 7) and Andrews former car (page 11) and look for these cats at SOWO come this May in Helen, Georgia. (find out more at <http://southernworthersee.com/>) They will have a cabin and probably some good times will be had there. Look for the baller MK3's and stop by and say whats up. 🚗





# Plan R

## Art & Photography



**Graffiti-inspired Art**  
**Photography**  
**Landscapes**  
**Portraits**  
**Engagements**  
**Event**  
**Automotive**

[planrforrobert@gmail.com](mailto:planrforrobert@gmail.com)  
**flickr: PlanRforRobert**  
**FB: Plan R Art & Photograhy**  
**Instagram: @planrforrobert**



# RACER X

HILLCLIMB, AUTOCROSS, DRAG, TRACK RACING

MK3's are cheap and you want to get involved in racing. Buy a MK3 and with small modifications you can compete in various racing programs such as a hill climb, drag race, or an autocross event. Lots of people do this, and its nice to see people enjoying their car that doesn't involve spending lots of money on fancy wheels, paint and suspension work.👍

 jvon

 matt greene



jvon



rootbeer




the carp




rootbeer



nineteen



WITH THE MACH 5 SABOTAGED, THERE WAS ONLY ONE WAY SPEED COULD WIN THE RACE...

Drivers wanted. 



# DUBSTEP.FM



# MYTH BUSTER

## LUMBER JETTA

If you have been on the internet for a while you probably have seen the image of a 1997 Memory Red Jetta GT stacked with lots of wood planks. They are tied down by twine as well as concrete inside the car in the backseat. The car is running and rear bumper is dragging on the ground. The following is an email that was collected with the original information about lumberjetta from 2000. (listed on snopes.com)

"The stupidity of some people in this world never fails to amaze me. This attached picture is real - not doctored in any - way - and was taken last week in Waldorf, MD by a Transportation Supervisor for a company that delivers building materials for 84 Lumber. When he saw it there in the parking lot of IHOP, he went and bought a camera to take pictures. The car is still running as can be witnessed by the exhaust. A woman is either asleep or otherwise out in the front seat passenger side. The guy driving it was over jogging up and down on Rt. 925 in the background. The witnesses said their physical state was OTHER than normal and the police just shook their heads in amazement. The driver finally came back after the police were there and was getting down at the back to cut the twine around the load. They told him to get back until it was taken off. The materials were loaded at Home Depot. The Home Depot store manager made the customer sign a waiver before loading. Both back tires are trashed. The back shocks were driven up through the floorboard. On the roof are many 2X4s, 4X4s and OSL sheets of lumber. The load isn't all that meets the eye either. In the back seat were ten 80-pound bags of concrete! They estimated the load weight at 3000 lbs. The car is a VW Jetta with FL plates and the guy said he was headed for Annapolis!"



This item is a good example of the pitfalls of allowing pure skepticism to overwhelm ordinary evidence. After we originally put this picture and story up with an "Undetermined" status back in December 2000, we received plenty of mail from self-proclaimed digital photo "experts" offering numerous reasons (both physical and digital) why the picture couldn't possibly be real. Then we started hearing from people who were in Waldorf that day (including employees of the Home Depot store where the building materials were purchased and the IHoP restaurant seen in the background of the photo) and actually saw the car. Then we started finding news stories about the "lumber car," including one from an enterprising reporter who tracked the hapless couple down through their license plates. He wasn't able to elicit any edifying information from them, but his story was accompanied by even more photographs, including a close-up of the snoozing woman in the passenger's seat.

The story of lumber car was recently put to the test.

The show on the Discovery Channel called MythBusters uses elements of the scientific method to test the validity of rumors, and myths. I do not have the exact air date of the show this episode specifically, but the video was added to the website on November 21, 2011. In this episode they spun the wheel of "Mythfortune" which contained various plastic boxes of ideas sent in by the viewers. After spinning it the wheel stopped on a box filled with an image of the lumber jetta. Long story short they found the jetta able to be driven with the load on top of the car, and myth was confirmed. To watch the whole video you can go to :

<http://dsc.discovery.com/videos/mythbusters-lumber-car-minimyth.html>

This just proves that MK3s are awesome. 🍀

 jvon

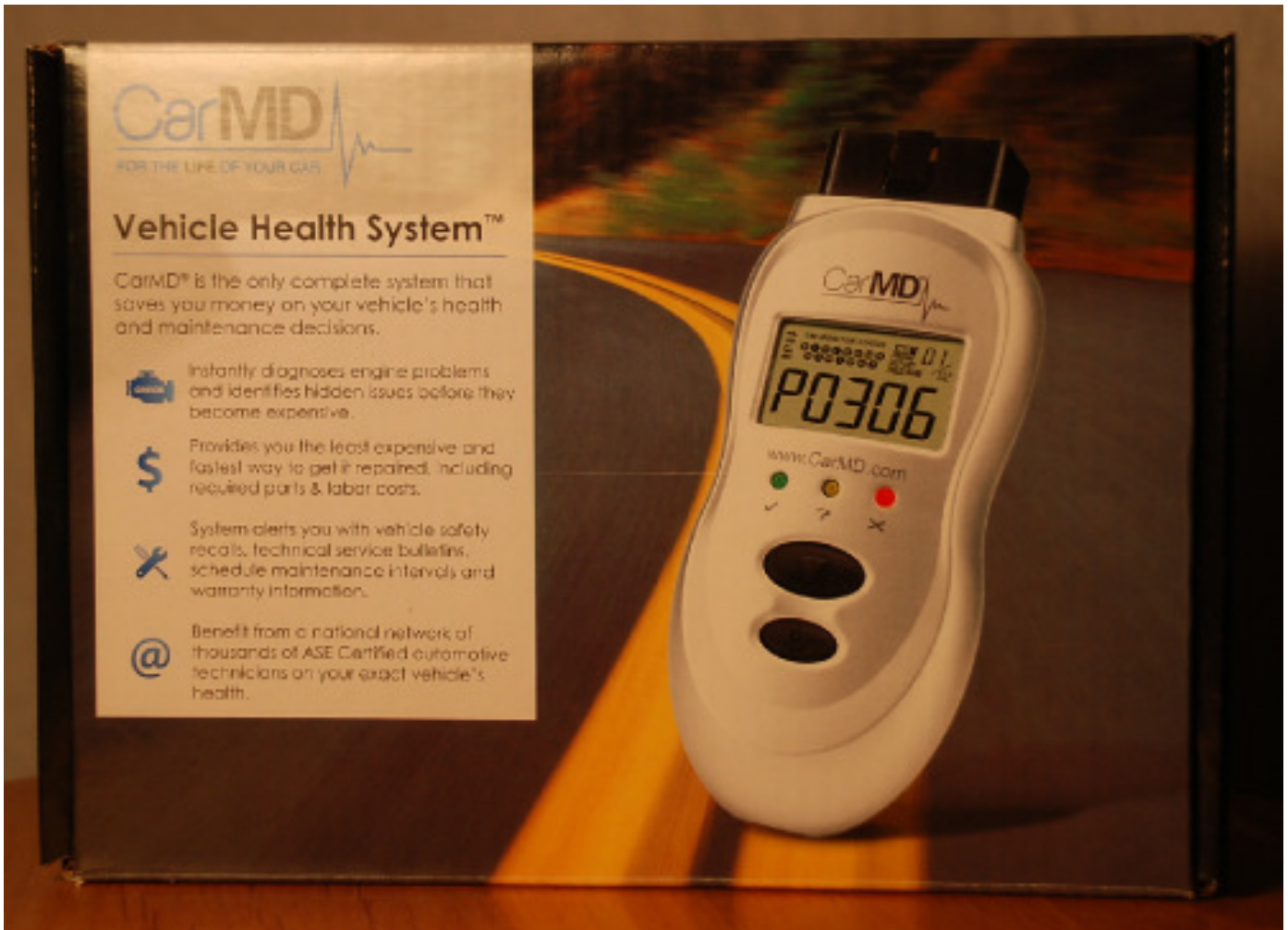


# CARMD

## Product Review

"CarMD is the only complete system that saves you money on your vehicle's health and maintenance decisions."

You can buy the CarMD vehicle health system on their website [carmd.com](http://carmd.com) as a single pay for \$119.85 or 34.95 3-pay plan. Inside the box it contains the CarMD handheld device, quick reference user's guide, CD (contains software, demo video, help documents), USB cable, 2 AAA batteries and a storage pouch. The software will install and run on any os newer then Windows XP, or Mac OSX 10.4.4.



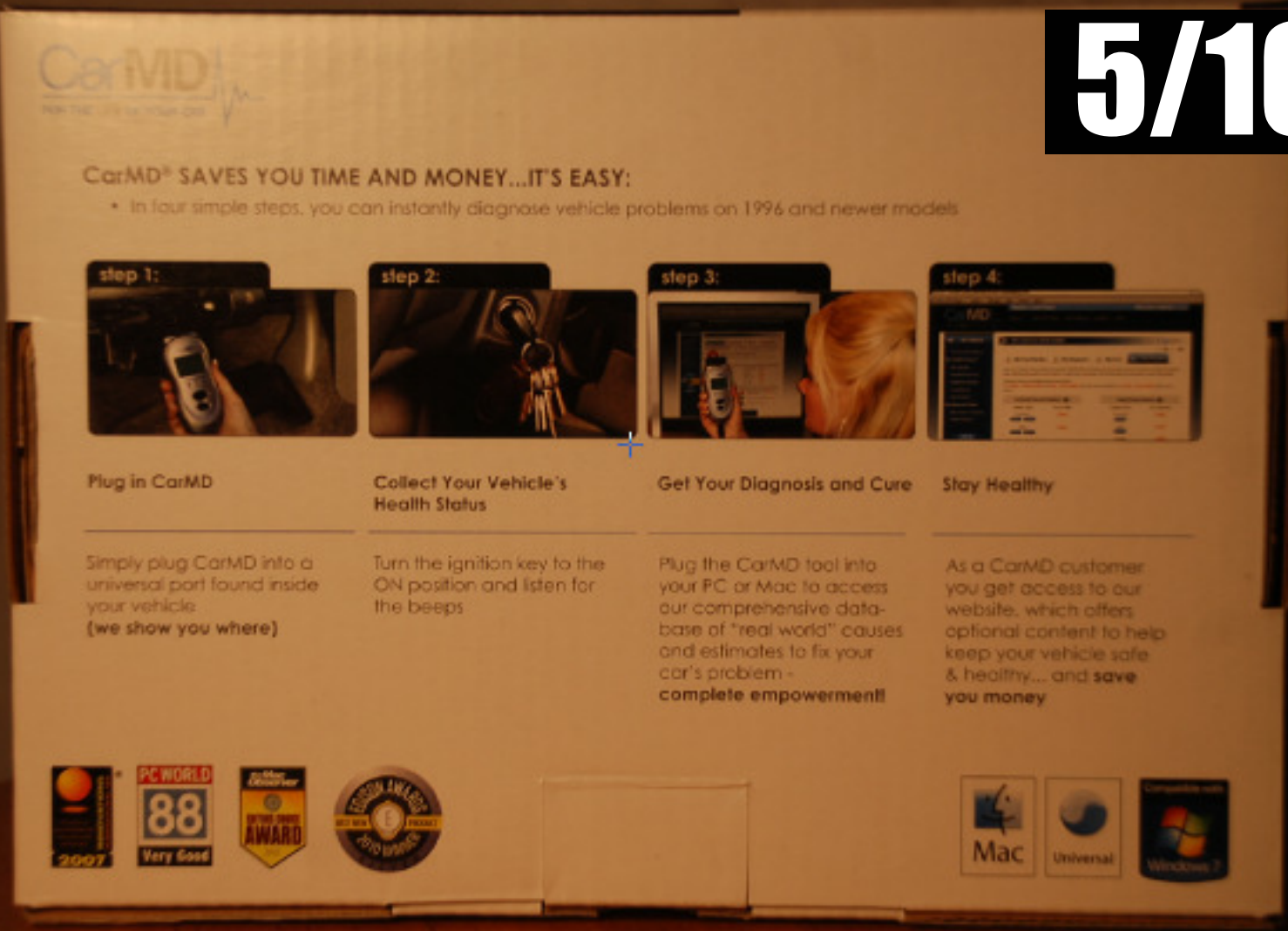
The software was pretty straight forward installing but was kind of useless because from the software it would redirect you to there website to login and actually see what any of the codes you scanned were. I scanned my mk3 and got what I already knew was wrong but this tool had no way to clear out the codes. So with that this is really no use to me as I can just go to jiffy lube or any place that can scan your car for free and they will clear out codes as well. This product does not save me any time.



If you need something that can scan your obd2 car then this is a product that can do so. I would not say its the best implementation of it though. You can pick up similiar cables and whatnot on ebay for cheaper. You are also limited to 3 cars that you have to enter the vin number on the website. You have to upgrade to a premium plan if you have more than 3 cars you need to scan. I would say fuck this and pay the extra money and get a Vagcom which can pretty much do anything. This is advertised on informercials, that pretty much makes it a scam right there. 🙄

 jvon





**5/10**



**CarMD**  
FOR THE LIFE OF YOUR CAR

**CarMD® SAVES YOU TIME AND MONEY...IT'S EASY:**

- In four simple steps, you can instantly diagnose vehicle problems on 1996 and newer models

step 1:	step 2:	step 3:	step 4:
			
<b>Plug in CarMD</b>	<b>Collect Your Vehicle's Health Status</b>	<b>Get Your Diagnosis and Cure</b>	<b>Stay Healthy</b>
Simply plug CarMD into a universal port found inside your vehicle (we show you where)	Turn the ignition key to the ON position and listen for the beeps	Plug the CarMD tool into your PC or Mac to access our comprehensive database of "real world" causes and estimates to fix your car's problem - <b>complete empowerment!</b>	As a CarMD customer you get access to our website, which offers optional content to help keep your vehicle safe & healthy... and <b>save you money</b>

**Awards:** PC WORLD 88 Very Good, 2007, J.D. Power Customer Satisfaction Award, 5 Year Warranty

**Compatibility:** Mac, Universal, Windows 7






 jacob tompkins



 jacob tompkins

twentysix



 jacob tompkins



 jacob tompkins


twentyseven







# throwback



# FAIL

Don't do this

I got a few angry comments and emails about not having the fail section in issue two so its back by popular demand, here goes.











# MKIII Crossword Puzzle

P Y A O L G P R T D  
S R N V E N T O U F  
R M O L H I K A B G  
E H P J L A L B B H  
K A B T E R T O S E  
C V U D O K F C M L  
O D H U I Q T J H L  
R S N V W W C Z L A  
I D A T T E J D W R  
S V F Q X D K V F O

**ABT**  
**BBS**  
**DUALROUNDS**

**PROJEKTZWO**  
**ROCKERS**  
**VENTO**

**HATCH**  
**HELLA**  
**JETTA**

# answers



P Y A O L G P R T D  
S R N V E N T O U F  
R M O L H I K A B G  
E H P J L A L B B H  
K A B T E R T O S E  
C V U D O K F C M L  
O D H U I Q T J H L  
R S N V W W C Z L A  
I D A T T E J D W R  
S V F Q X D K V F O