

1

issue one

MKIII MAGAZINE

MKIII.NET

CARS

98 golf gti

jasen

95 golf sport

sean

96 golf harelquin

trevor

98 golf cabrio

vaughn

SHOWS

h2o

toys4tots



MORE

editorial

About the Editor

I saw that tablet devices were starting to gain traction in the market and saw a few free car based magazines out there. I thought I would throw my hat into the ring and create one myself.

My name is Jon Von Nieda and some of you may already know me as jvon and have saw me around at shows trying to peddle some stickers I made. Well my first car was a MK3 and therefor I have a nostalgia for that generation in general. I have owned various VW's and keep finding myself coming back to the MK3. I picked one up 2 years ago and have been slowly working on it with limited funds. It stared out black with a red front bumper and found its way to be fully black at one point. The dent in the door bothered me so I picked up a red door. Then I saw the paint and rust situation was more then I bargained for. I then sanding it down and try to teach myself how to weld and do some simple body work. It is back to being one color once I finish doing both bumpers. Well that's enough about my car.

This magazine will be freely available as a downloadable PDF and maybe be actually printed if it gains traction at all. That is all. Thanks for anyone that helped make this possible and was there to offer suggestions, bounce ideas off of and submit content. Thanks to spellcheck.net, PDFCreator, anyone from fuckthevortex.com.

Feel free to donate to my paypal jon@vonnieda.com if you want.

-jvon
MKIII.NET



contents

Whats inside this issue?

shows

4 h2o international 
ocmd

8 mk3 kickball
ocmd

12 toys 4 tots
fdr park

tips

15 winterizing
oil cooler seal

wut?

19 mirrors
all kinds

cars

21 98 golf gti
jaseil

24 95 golf sport
sean

27 96 golf harelquin
trevor

29 98 golf cabrio
vaughn

fail

32 craigslist
jetta



h2o international



H₂O
i

ocmd





This was the 14th year for the H2o International 2 day watercooled VW and Audi show. There is always some issues with the location and date not being released until the last possible moment which makes some people angry. It was the middle of the month and the 24th and 25th were released on the website h2ointernational.com This year it just happen to fall on the same weekend as Sunfest which many older folks came from all around to enjoy. The location was moved to the Most Blessed Sacrament Catholic School which was only a few miles from the previous location. The main show which is always on Sunday welcomed hundreds of show cars and spectators. ➔





The weather for the most part was the best of the weekend, which allowed for the sun to come out briefly and held off raining for the most part. The spectator parking was across the street and was rather moist from the previous days, which accounted for some lowered cars to become stuck in the wet mud. VWOA had a booth set up and was giving out personalized dogtags as well as a nice poster. 1552 was also there with a few cars showcasing a few of their new multipiece wheels. I can not say if this location was better or worse but it seemed for the poor weather all weekend the turnout was better than I expected. 🇩🇪

MKIIIKICK



STATIC



AIR



Red vs Blue

What started out as a joke by the user "reynolds9000" on the h2o events section of the popular website vvvortex.com soon got very popular. A Mk3 GtG/Kickball game that pitted team air suspension vs team static suspension. Logo designs were made up and stickers and tshirts printed up. The thread grew to over 50 pages with people talking smack and posting various stupid animated gifs. Around 50 total people showed up on the Saturday of the H2o weekend in OCMD down on 125th street at a local park. It was 1:00 on an overcast day and the people were still rolling in, hanging out in the parking lot talking to each other about ➔






their cars so the game was a bit late starting. The game featured lots of big kicking and poorly played defense. The unofficial score I believe was 21 to 19 in which team static will have the bragging rights until maybe air bribes some static players next year by buying them air. Seth picked up MVP trophy for his massive boomers he kicked. After all was said and done both sides shook hands and went out and grabbed some pizza and beers. 🍷

Plan R

Art & Photography



Graffiti-inspired Art
Photography
Landscapes
Portraits
Engagements
Event
Automotive

planrforrobert@gmail.com
flickr: PlanRforRobert
FB: Plan R Art & Photography
Instagram: @planrforrobert



Toys4Tots

FDR Park, Philadelphia PA



A skate park under the highway, burnouts, and VW's showing up for a good cause. This is what the DCI organized Toys4Tots event is every year at FDR park in Philadelphia. The armed services bring a truck that people fill with toys they are donating to kids in need. This year had a good turnout for MK3s and all cars in general. This occurs in November every year and this years weather was awesome. Some previous years have been super cold and rainy.☹



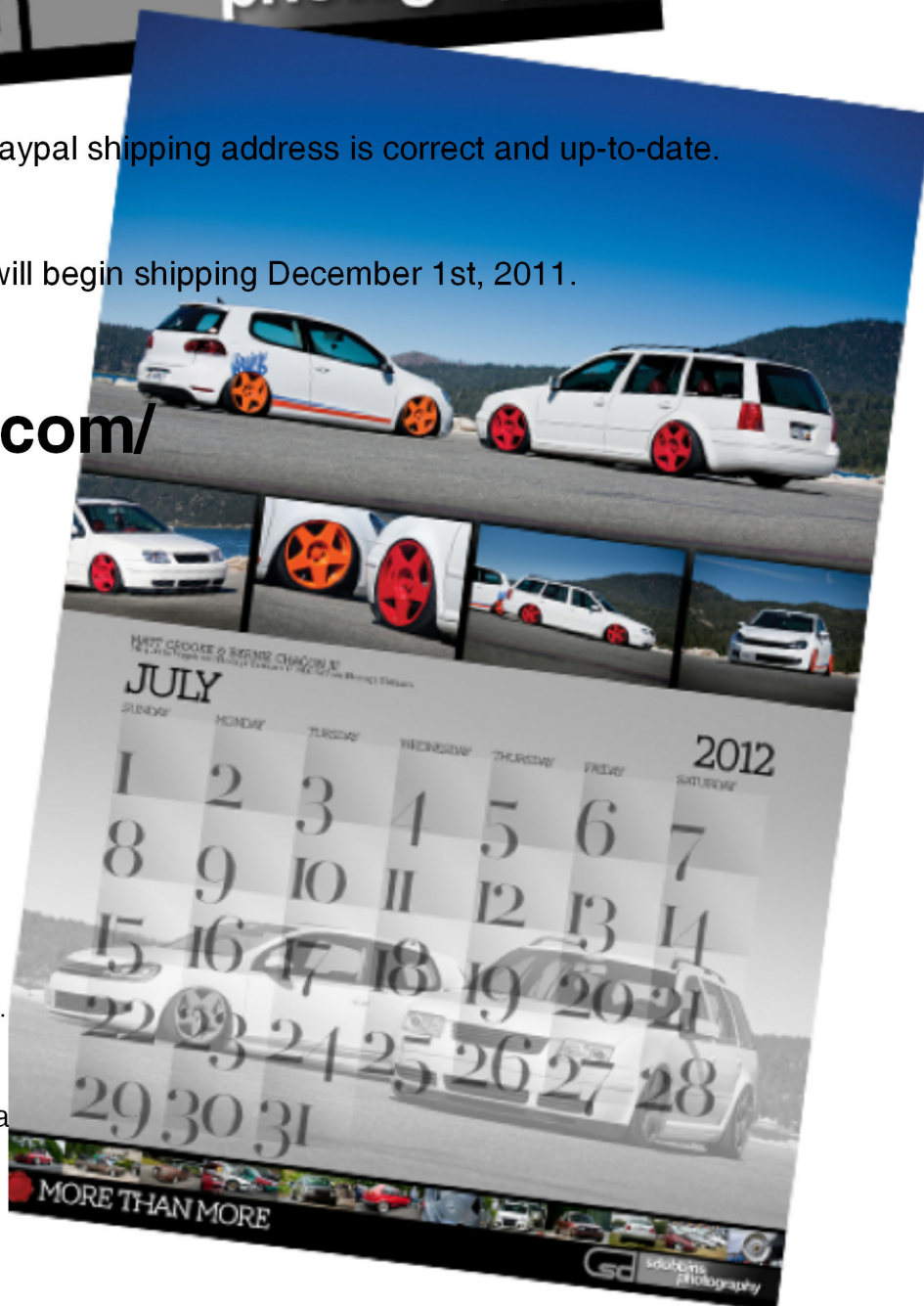


Please ensure your Paypal shipping address is correct and up-to-date.

***All presale orders will begin shipping December 1st, 2011.

www.sdobbins.com/

"We don't know about you, but we reckon that there is something very cool about having a Dub calendar to plan the year's show season on. In fact, with so many shows and meets already booked in for the 2011 season, having somewhere to keep yourself organised is probably more important than ever before! Which is why we're so pleased to announce that PVW contributor and all-round US hero, SDOBBINS Photography has just put the finishing touches to its new 2011 calendar. Featuring 12 heavy hitting cars, from Walt Flores' 500whp Vaporado and Nicul Harkison's bagged Passat CC, it really is a must for your garage or workshop wall."
 ~Performance VW Magazine, December




TIPS

Do it yourself

2.0 ABA Oil Cooler Gasket/Seal Replacement

<http://faculty.ccp.edu/faculty/dreed/campingart/jettatech/>

Step 1 - Look in the right place. My engine was a mess anyhow - and it forced the camera to take a blurry picture. Look down onto the filter and cooler flange. This is on the front center of the motor. The A/C compressor is to the left, and the Distributor cap is to the right. My car has an aftermarket oil pressure gauge/sender - that's the blue wire - your car won't have this so don't look for it.



Step 2 - Jack up your car to change the oil. Replacement of the cooler seal requires you to remove your filter, so why not just do it all at once.➔



Hmmm, tasty German filter.. The cap is my filter wrench. Step 3 - Look at where the filter screws onto.



Remove upper hose from mounting clip

Step 5 - Unhook top coolant hose from bracket (no tools needed)



Crank Sensor

Oil filter mount
Remove this nut

Step 4- Remove the nut (27mm or 1-1/6")



Push cooler down,
equal pressure,
both sides

Step 6 - PUSH down on the cooler - with even pressure on both sides. If you push too hard on one side, its going to get caught on the threads of the filter mount. This is ok. Just push it back up a little and try again. Don't force it, wiggle back and forth if needed. The dipstick and funnel (orange) are in the center left of the picture. →



Nut being removed

NOTE: Two other ways to remove the cooler are:
1 - Drain cooling system and unhook hoses from cooler. This is an unnecessary step. 2 - Using needle nose pliers style vice grips, grab and spin the center shaft (where the filter screws onto). And unscrew and remove it. This is not a bad idea, and it does make the job a little easier - but I did not find the need to do this.




Point and laugh at the old seal. Use your small flat screwdriver or pick to *carefully* remove the stuck seal.



Step 7 - Carefully install the new seal - and center it onto the cooler. Use no sealants or RTV!



Step 8 - Install the cooler and reinstall the lower 27mm nut you took off. Torque the cooler nut to 18 Ft/Lbs. **DOUBLE CHECK BEFORE TORQUE THE NUT THAT THE COOLER SEAL IS NOT SHIFTED OR PINCHED.** Step 9 - Start car once refilled with oil and a new filter has been installed.. Check for leaks!





WUT?

What mirrors are those?

Stock

Projektzwo

Cult Society

Hagus/Zender



Pontus



Mattig



📷 Matt Greene

ABT



📷 Rafael Lopez

MK3

98 GTI VR6

When did purchase this car, what year is it and what made you choose this?

I purchased this car earlier this year from a friend, actually named Jason. I found out the three of the four owners of this car have been named Jason, mine being Jasen. My GLX was totaled out, I bought a 02' Cabrio and had that for maybe three days before I saw this driving down the street and I chased after it. I messaged the owner on a local forum and starting talking to him, told me, "Everything has a price." We sat down, worked out some details and went from there. I sold the Cabrio over night and next day after work I went to pick and picked it up. It's a 1998 Volkswagen GTI VR6 DE Leftover. It came with some 17" Porsche wheels. Seised B&G coils. Ghetto Textured bumpers. Normal golf/GTI front end. DE seats. I then rebuilt the B&G's coils, and traded then for the air ride, acquired a euro hatch from Jamie at Orchid Euro. All this weeks before H20i. I've only owned the car for no more than eight or nine months. what modifications have you done or have you had done to the car? be specific such as wheel/tyre size engine stuff, body work, etc. 262 Eurospec Cams. Neuspeed Intake. Mandrel Bend Solutions 3" exhaust. C2 Race File chip. Resprayed the bumpers Resprayed the euro hatch. Air Lift struts. Easy Street Management.

What makes you car special or unique?

I would have to say the Ohio Euro plate and the Vento Ecodes with Rheostats.

How satisfied with the outcome of the car 1-10 point scale 10 being super satisfied? What do you still want to do or change to the car?

For now, I would have to say a seven, why? I'm not happy with the color. Tornado Red just isn't for me. I have a little build thread, working on that, I have a color picked out, so once I pick up the winter beater the GTI will be going back under the knife and back onto coils. I'll be picking up some euro bumpers and fenders. Doing slight body work fixing some surface rust here and there, and respraying the car Mystic Blue, a corrado color. ➡



If your car was an icecream flavor which flavor would it be?

Strawberry.

What is the furthest trip you have taken with this car and did you have any issues while doing so?

Well, the epic adventure to H20i. It's a eleven and a half hour trip, just shy of 700 miles one way. I didn't have a issue this year, knock on wood for next, but I always bring the extra parts just in case. Spare coilpack, oil pan, plugs/wires, crackpipe and coolant housing.

Who do you feel the biggest douchebag on the vortex is?

Well this could end up badly, any MK4 owner and and MK3 moderator.

Anything else you wish to share?


Everyone join www.fuckthevortex.com for a good time. Come to the MK3 GTG at H20i next year, kickball is out of control. Gota' rep the BHC, get familiar. Can't wait to see everyone at the shows this upcoming year.

MODS
262 Eurospec Cams. Neuspeed Intake. Mandrel Bend Solutions 3" exhaust. C2 Race File chip. Resprayed the bumpers Resprayed the euro hatch. Air Lift struts. Easy Street Management. Jetta Front End Swap. Euro Rad Support. Vento Clear E-Codes with Rheostats. Vento Four Bar Grille. Euro Hatch with Custom Ohio Euro Plate. Vortex Clear Long Fogs. Momo 280MM Steering Wheel. Front and Rear Stress Bars. Corvette Salad Shooters. 16x8.5/9.5 15MM/18MM Adapters. 205/40/16/ 215/40/16 Mason Tech Grate Plates.



betajunk

CUSTOM STICKERS



AIRBY
ROBLES



*
jawn

ALL
POST



SHIRTS



OTHER

MK3

95 GOLF SPORT

When did purchase this car, what year is it and what made you choose this?

This is the only car I have ever owned. I got a job at 14, saved my money until I turned 16 and bought the car in 2001 when I was in 11th grade. It is a Surf Green 1995 Golf Sport. When I was on the car hunt, I was in between a 1996 Civic Hatch and a Mk3 Golf... I got a good price and I thought it was a cool color so i went with the VW. This year was the 10 year anniversary of the purchase, feels like yesterday when I bought it.



Who helped you to build the car?

Drew Birch

What makes you car special or unique?

Surf Green Paint and 20v swap.

How satisfied with the outcome of the car 1-10 point scale 10 being super satisfied? What do you still want to do or change to the car?

It's far from finished. Currently I give it a 5 because it needs a lot of bodywork,rust management and a full respray... not to mention a set of wheels.

If your car was an icecream flavor which flavor would it be?

Mint

What is the furthest trip you have taken with this car and did you have any issues while doing so?

15 hour round trip. The only issues were bumpy vmaxx issues.

Who do you feel the biggest douchebag on the vortex is?

dankvwguy

Anything else you wish to share?

Contact jvon for all of your sticker needs and much love for the 2011 Mk3 Static Kickball Champs.



SURFS UP

Sean Hamad

A local OCMD resident and MK3 owner Sean Hamad was kind enough to allow me a place to crash during the H2O 2010 weekend when my plans changed last minute. He also allowed me to use his power to charge my shitty MK3 battery which allowed me to get back home that year. The scene needs more classy fellows like this and less douchebags. He also knows all the best places to eat and hang out in the area.. You can also find all the details on his Mk3 in the previous article on page 24.

He started a small club down there called OCVW, which I believe I made a bunch of awesome stickers for. The people in the local scene down there are pretty chill.🇵🇸

jvon



jvon

jvon

twentysix

MK3

96 Harlequin Golf

When did purchase this car, what year is it and what made you choose this?

May 2008, 1996 Golf. I was always looking for Harlequin. It took over a year to find the perfect one, but when I saw it I knew I had to have it. I got it shipped 1500 miles from Utah to KY.

Who helped you to build the car?

I've never taken my car to a shop or paid anyone to do anything. I'm a big advocate of doing my own work, but I have had friends help me out along the way. Some people that stick out are all my friends in Louisville, who have helped point me in a good direction and helped me with tough decisions. Also the great people at Team EuroTrash and Motorsport Tech have helped me a lot with wheel related ventures.



What makes your car special or unique?

This is fairly obvious. It's a Harlequin... one of 264 ever made. It's a rolling rainbow, and everyone asks questions about it. It never gets old talking to people who try to grasp the concept that VW actually made a car like this. Having this car as a daily isn't for everyone, especially if you can't take people staring at you or taking pictures of your car.

How satisfied with the outcome of the car 1-10 point scale 10 being super satisfied. what do you still want to do or change to the car?

At this point a 7. I've been daily driving this car for over 3 years, and it definitely has its flaws. The original paint is pretty nice, but there's plenty of dings and scratches that annoy me. I would love to get some new coilovers for it, get a respray and boost the 2.0 eventually. Taking it off of daily duties would definitely have to happen though.

If your car was an icecream flavor which flavor would it be?

Superman flavor! Mainly because it's got a ton of colors in it.

What is the furthest trip you have taken with this car and did you have any issues while doing so?

H2O would be the furthest trip. It's a 13 hour, 700 mile trip for me and the Golf has gone there and back twice without any issues. It's been a great car to me, and I just try to be a good owner and make sure it's always ready for long trips to shows.

Who do you feel the biggest douchebag on the vortex is?

Zrace. But I <3 him.

Anything else you wish to share?

rimzos.

MODS

Coilovers, Jetta front end swap, smoked e-code headlights, Hella Colour Magic Green tail lights, many different sets of wheels (favs are BBS RS 15x7.5 et14, 15x8.5 et8, 195/45R15 Toyo T1R), TT exhaust system, dimple dash from a mk3.5 Cabrio, oem fogs, euro amber turn signals, polo harlekin headrests, euro pink floyd center console dummy plates



MK3

96 Cabrio

When did purchase this car, what year is it and what made you choose this?

This was my sisters car for several years, and my dad thought the miles were getting too high, he felt bad buying my sister a car and not me so he gave the cabrio to me and bought her a newer mk4 jetta

Who helped you to build the car?

Me, myself, and I



What makes you car special or unique?

Its gay looking with a dude driving it

How satisfied with the outcome of the car 1-10 point scale 10 being super satisfied. what do you still want to do or change to the car?

To me a 9, there are dents, scratches, stains, and tears from my sister taking good care of the car, and I would love to fix it all, but I have other priorities and this car is just my simple and low summer beater on a low budget

If your car was an icecream flavor which flavor would it be?

Jvon, you must have been running out of questions huh? I don't know chocolate cause its black?

What is the furthest trip you have taken with this car and did you have any issues while doing so?

My sister drove it to NC and back to PA several times, but the farthest I ever drove it was to waterfest and H2O

Who do you feel the biggest douchebag on the vortex is?

Jvon and Kidderose

Anything else you wish to share?




Looking for a girlfriend to drive this car next show season for me so I can drive my Jetta



MODS
jetta front end
early vento grill
amber euro turns
air ride
bbs rs's



Magic Colours



FAIL

Don't do this

This section I went and searched the internet to find some examples of Mk3's gone horribly wrong. You do not usually have to look very far. Just hit up your local Craigslist postings and look for MK3's. These asshole's ruin perfectly good cars. Here are a few examples I found.

96 VW Jetta - \$1900 (portland)



I have a 1996 Volkswagen Jetta GLS. It has a 2.0 liter engine. It has 176 k on the engine and its a stick shift. It has a straight body (no dents) , it drives very well!! It doesn't back up the reverse gear needs to be replaced. its push to start ignition. power everything. heat works, and AC works very well. one half of the cowl cover is missing so it leaks water into the passenger side an easy fix just needs the other half of the cover. It also has an upgraded exhaust so it sounds beefy. needs speakers but has a stereo to go with it. It also has american racing rims. It has a hood scoop. front and back bumper need to be replaced. expired tags. It defiantly needs a new fuel filter. The engine light is on and the only code that comes up is "engine dirty" but it doesn't look bad at all. other than that I drove this car around for awhile and no problems. if you want to come take a look at it please email or text me at five-oh-3 four 7 three 1 3 six six (NO TRADES)



icer

Saved
 Although I do not agree with all the styling cues this guy did you have to respect the changes he made. The guy that goes by "icer" on vortex did turn what was a super ricey MK3 into a fairly clean looking MK3. That is something surely worth writing a bit about. I tried to contact the owner to get some larger sized images but was unable to do so. These were stolen from his myspace page. ☹️

jvon



icer




icer



icer



7 18 39



7 18 41

icer

1998 VW JETTA - \$2200 (WEST COLUMBUS)

Looking to sell this 1998 Jetta vr6 gt..All leather seats, great heat and air. 5 speed with 156k.. This car runs great, in perfect condition, there is nothing wrong with it, perfect body with aluminum rims dub edition.. Asking \$2000 or best offer... You can stop by and look at it yourself at 2384 West Broad st, columbus ohio, 43204.. or call Carlos at 14-805-5290... please no emails... Thank you for looking



97 mk3 golf k2 sale/trade - \$1 (reading pa)

i have a 1997 golf k2 edition up for sale/trade. the k2 is basically a gti with 4 doors i just dropped a motor and trans out of a gti into it with a new clutch dash reads 115xxx miles ,car was automatic now it is a 5 speed its has working fogs and power mirrors as well as a sun roof . this car runs and drives great i also just put rims and a full body kit on it as well as a jetta swap to the front end. the car does sit low all springs have been cut and matched for an even stance, the seats were swaped to the trek edition seats and floor mats from a gti. this car does have a working alarm and will keep the kenwood headunit and 6.5 speakers as well as a 1200w amp and 2 12" subs. all parts this car would come with new are on it nothing was overlooked or changed for a downgrade you will not find zip ties holding anything together on this car. i have eliminated the ac unit and power steering compleatly i have re-routed the power steering hoses to keep fluid in it to keep from binding. this car will need a windshield and a dent pulled from the driver side rocker panel i have a side skirt that would cover it but i dont do things that way so i have it off so it can be repaired or coverd thats up to you. the engine harness was used from an auto engine so it should be changed for reverse and speed to work. if thats beyond something the new owner is willing to do i will change it at no cost depending on offer for the car or trade being offerd. 610-621-0295 text or call please if you have no cash in hand or something worth trading be kind to my kids by not using up thier dads time that could be with them instead of talking about a deal that isnt going to happen. i do not need quads or motorcycles or your project car that doesnt run. (can you tell ive sold here before ?

